



The Unreasonable Effectiveness of Recurrent Neural Networks

May 21, 2015

There's something magical about Recurrent Neural Networks (RNNs). I still remember when I trained my first recurrent network for [Image Captioning](#). Within a few dozen minutes of training my first baby model (with rather arbitrarily-chosen hyperparameters) started to generate very nice looking descriptions of images that were on the edge of making sense. Sometimes the ratio of how simple your model is to the quality of the results you get out of it blows past your expectations, and this was one of those times. What made this result so shocking at the time was that the common wisdom was that RNNs were supposed to be difficult to train (with more experience I've in fact reached the opposite conclusion). Fast forward about a year: I'm training RNNs all the time and I've witnessed their power and robustness many times, and yet their magical outputs still find ways of amusing me. This post is about sharing some of that magic with you.

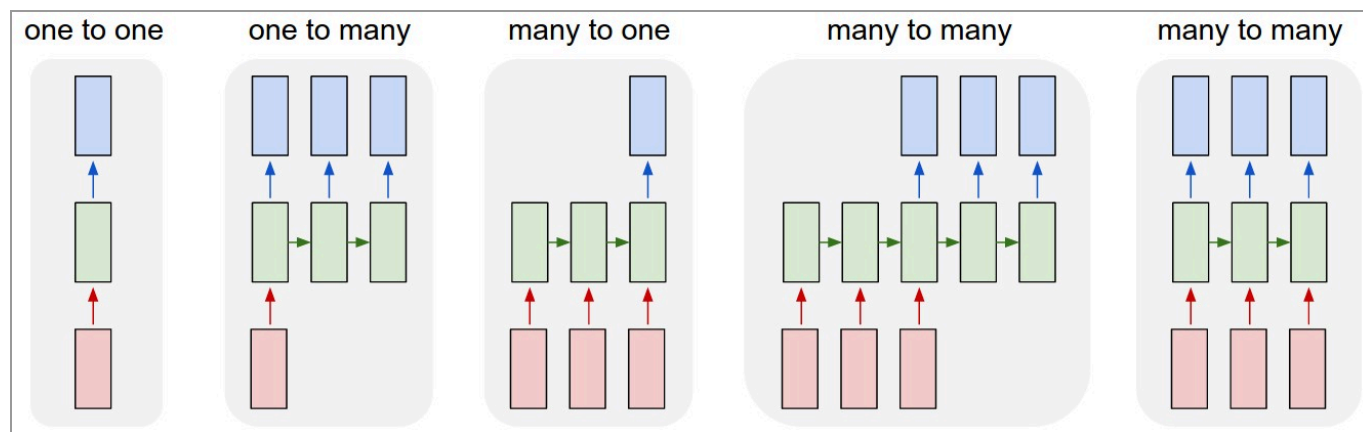
We'll train RNNs to generate text character by character and ponder the question "how is that even possible?"

By the way, together with this post I am also releasing [code on Github](#) that allows you to train character-level language models based on multi-layer LSTMs. You give it a large chunk of text and it will learn to generate text like it one character at a time. You can also use it to reproduce my experiments below. But we're getting ahead of ourselves; What are RNNs anyway?

Recurrent Neural Networks

Sequences. Depending on your background you might be wondering: *What makes Recurrent Networks so special?* A glaring limitation of Vanilla Neural Networks (and also Convolutional Networks) is that their API is too constrained: they accept a fixed-sized vector as input (e.g. an image) and produce a fixed-sized vector as output (e.g. probabilities of different classes). Not only that: These models perform this mapping using a fixed amount of computational steps (e.g. the number of layers in the model). The core reason that recurrent nets are more exciting is that

they allow us to operate over *sequences* of vectors: Sequences in the input, the output, or in the most general case both. A few examples may make this more concrete:




Each rectangle is a vector and arrows represent functions (e.g. matrix multiply). Input vectors are in red, output vectors are in blue and green vectors hold the RNN's state (more on this soon). From left to right: (1) Vanilla mode of processing without RNN, from fixed-sized input to fixed-sized output (e.g. image classification). (2) Sequence output (e.g. image captioning takes an image and outputs a sentence of words). (3) Sequence input (e.g. sentiment analysis where a given sentence is classified as expressing positive or negative sentiment). (4) Sequence input and sequence output (e.g. Machine Translation: an RNN reads a sentence in English and then outputs a sentence in French). (5) Synced sequence input and output (e.g. video classification where we wish to label each frame of the video). Notice that in every case there are no pre-specified constraints on the lengths of sequences because the recurrent transformation (green) is fixed and can be applied as many times as we like.

As you might expect, the sequence regime of operation is much more powerful compared to fixed networks that are doomed from the get-go by a fixed number of computational steps, and hence also much more appealing for those of us who aspire to build more intelligent systems. Moreover, as we'll see in a bit, RNNs combine the input vector with their state vector with a fixed (but learned) function to produce a new state vector. This can in programming terms be interpreted as running a fixed program with certain inputs and some internal variables. Viewed this way, RNNs essentially describe programs. In fact, it is known that [RNNs are Turing-Complete](#) in the sense that they can simulate arbitrary programs (with proper weights). But similar to universal approximation theorems for neural nets you shouldn't read too much into this. In fact, forget I said anything.

If training vanilla neural nets is optimization over functions, training recurrent nets is optimization over programs.

Sequential processing in absence of sequences. You might be thinking that having sequences as inputs or outputs could be relatively rare, but an important point to realize is that even if your inputs/outputs are fixed vectors, it is still possible to use this powerful formalism to *process* them in a sequential manner. For instance, the figure below shows results from two very nice papers

from [DeepMind](#). On the left, an algorithm learns a recurrent network policy that steers its attention around an image; In particular, it learns to read out house numbers from left to right ([Ba et al.](#)). On the right, a recurrent network *generates* images of digits by learning to sequentially add color to a canvas ([Gregor et al.](#)):



Left: RNN learns to read house numbers. Right: RNN learns to paint house numbers.

The takeaway is that even if your data is not in form of sequences, you can still formulate and train powerful models that learn to process it sequentially. You're learning stateful programs that process your fixed-sized data.

RNN computation. So how do these things work? At the core, RNNs have a deceptively simple API: They accept an input vector `x` and give you an output vector `y`. However, crucially this output vector's contents are influenced not only by the input you just fed in, but also on the entire history of inputs you've fed in in the past. Written as a class, the RNN's API consists of a single `step` function:

```
rnn = RNN()  
y = rnn.step(x) # x is an input vector, y is the RNN's output vector
```

The RNN class has some internal state that it gets to update every time `step` is called. In the simplest case this state consists of a single *hidden* vector `h`. Here is an implementation of the `step` function in a Vanilla RNN:

```

class RNN:
    # ...
    def step(self, x):
        # update the hidden state
        self.h = np.tanh(np.dot(self.W_hh, self.h) + np.dot(self.W_xh, x))
        # compute the output vector
        y = np.dot(self.W_hy, self.h)
        return y

```

The above specifies the forward pass of a vanilla RNN. This RNN's parameters are the three matrices `W_hh`, `W_xh`, `W_hy`. The hidden state `self.h` is initialized with the zero vector. The `np.tanh` function implements a non-linearity that squashes the activations to the range `[-1, 1]`. Notice briefly how this works: There are two terms inside of the tanh: one is based on the previous hidden state and one is based on the current input. In numpy `np.dot` is matrix multiplication. The two intermediates interact with addition, and then get squashed by the tanh into the new state vector. If you're more comfortable with math notation, we can also write the hidden state update as $h_t = \tanh(W_{hh}h_{t-1} + W_{xh}x_t)$, where tanh is applied elementwise.

We initialize the matrices of the RNN with random numbers and the bulk of work during training goes into finding the matrices that give rise to desirable behavior, as measured with some loss function that expresses your preference to what kinds of outputs `y` you'd like to see in response to your input sequences `x`.

Going deep. RNNs are neural networks and everything works monotonically better (if done right) if you put on your deep learning hat and start stacking models up like pancakes. For instance, we can form a 2-layer recurrent network as follows:

```

y1 = rnn1.step(x)
y = rnn2.step(y1)

```

In other words we have two separate RNNs: One RNN is receiving the input vectors and the second RNN is receiving the output of the first RNN as its input. Except neither of these RNNs know or care - it's all just vectors coming in and going out, and some gradients flowing through each module during backpropagation.

Getting fancy. I'd like to briefly mention that in practice most of us use a slightly different formulation than what I presented above called a *Long Short-Term Memory* (LSTM) network. The LSTM is a particular type of recurrent network that works slightly better in practice, owing to its more powerful update equation and some appealing backpropagation dynamics. I won't go

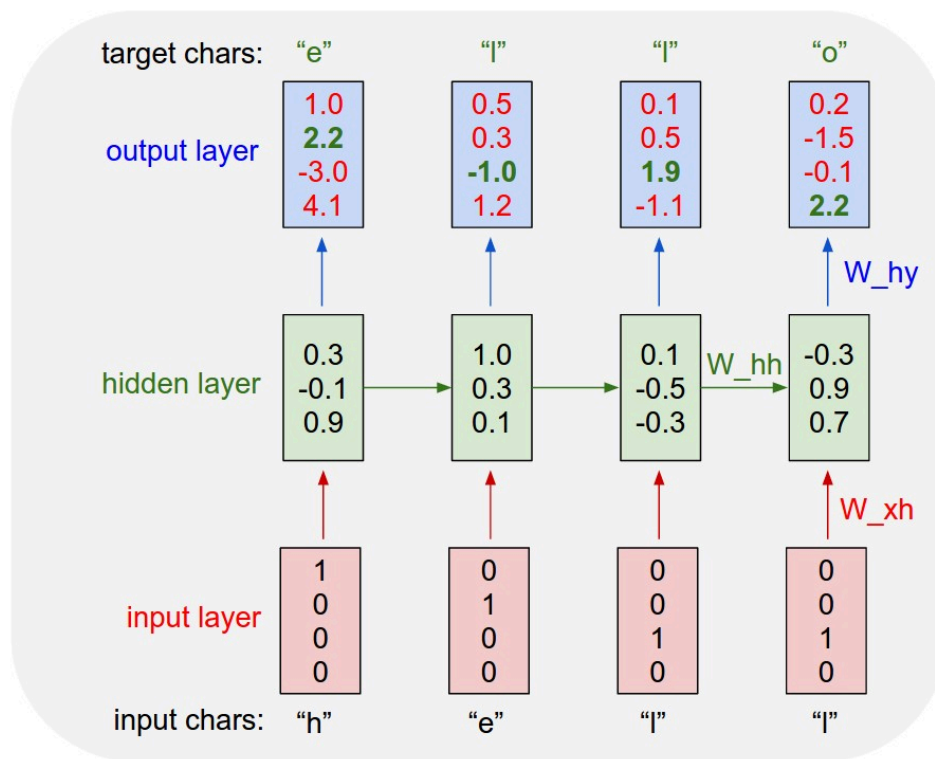
into details, but everything I've said about RNNs stays exactly the same, except the mathematical form for computing the update (the line `self.h = ...`) gets a little more complicated. From here on I will use the terms “RNN/LSTM” interchangeably but all experiments in this post use an LSTM.

Character-Level Language Models

Okay, so we have an idea about what RNNs are, why they are super exciting, and how they work. We'll now ground this in a fun application: We'll train RNN character-level language models. That is, we'll give the RNN a huge chunk of text and ask it to model the probability distribution of the next character in the sequence given a sequence of previous characters. This will then allow us to generate new text one character at a time.

As a working example, suppose we only had a vocabulary of four possible letters “helo”, and wanted to train an RNN on the training sequence “hello”. This training sequence is in fact a source of 4 separate training examples: 1. The probability of “e” should be likely given the context of “h”, 2. “l” should be likely in the context of “he”, 3. “l” should also be likely given the context of “hel”, and finally 4. “o” should be likely given the context of “hell”.

Concretely, we will encode each character into a vector using 1-of-k encoding (i.e. all zero except for a single one at the index of the character in the vocabulary), and feed them into the RNN one at a time with the `step` function. We will then observe a sequence of 4-dimensional output vectors (one dimension per character), which we interpret as the confidence the RNN currently assigns to each character coming next in the sequence. Here's a diagram:



An example RNN with 4-dimensional input and output layers, and a hidden layer of 3 units (neurons). This diagram shows the activations in the forward pass when the RNN is fed the characters "hell" as input. The output layer contains confidences the RNN assigns for the next character (vocabulary is "h,e,l,o"); We want the green numbers to be high and red numbers to be low.

For example, we see that in the first time step when the RNN saw the character "h" it assigned confidence of 1.0 to the next letter being "h", 2.2 to letter "e", -3.0 to "l", and 4.1 to "o". Since in our training data (the string "hello") the next correct character is "e", we would like to increase its confidence (green) and decrease the confidence of all other letters (red). Similarly, we have a desired target character at every one of the 4 time steps that we'd like the network to assign a greater confidence to. Since the RNN consists entirely of differentiable operations we can run the backpropagation algorithm (this is just a recursive application of the chain rule from calculus) to figure out in what direction we should adjust every one of its weights to increase the scores of the correct targets (green bold numbers). We can then perform a *parameter update*, which nudges every weight a tiny amount in this gradient direction. If we were to feed the same inputs to the RNN after the parameter update we would find that the scores of the correct characters (e.g. "e" in the first time step) would be slightly higher (e.g. 2.3 instead of 2.2), and the scores of incorrect characters would be slightly lower. We then repeat this process over and over many times until the network converges and its predictions are eventually consistent with the training data in that correct characters are always predicted next.

A more technical explanation is that we use the standard Softmax classifier (also commonly referred to as the cross-entropy loss) on every output vector simultaneously. The RNN is trained with mini-batch Stochastic Gradient Descent and I like to use [RMSProp](#) or Adam (per-parameter adaptive learning rate methods) to stabilize the updates.

Notice also that the first time the character “l” is input, the target is “l”, but the second time the target is “o”. The RNN therefore cannot rely on the input alone and must use its recurrent connection to keep track of the context to achieve this task.

At test time, we feed a character into the RNN and get a distribution over what characters are likely to come next. We sample from this distribution, and feed it right back in to get the next letter. Repeat this process and you’re sampling text! Lets now train an RNN on different datasets and see what happens.

To further clarify, for educational purposes I also wrote a [minimal character-level RNN language model in Python/numpy](#). It is only about 100 lines long and hopefully it gives a concise, concrete and useful summary of the above if you’re better at reading code than text. We’ll now dive into example results, produced with the much more efficient Lua/Torch codebase.

Fun with RNNs

All 5 example character models below were trained with the [code](#) I’m releasing on Github. The input in each case is a single file with some text, and we’re training an RNN to predict the next character in the sequence.

Paul Graham generator

Lets first try a small dataset of English as a sanity check. My favorite fun dataset is the concatenation of [Paul Graham’s essays](#). The basic idea is that there’s a lot of wisdom in these essays, but unfortunately Paul Graham is a relatively slow generator. Wouldn’t it be great if we could sample startup wisdom on demand? That’s where an RNN comes in.

Concatenating all pg essays over the last ~5 years we get approximately 1MB text file, or about 1 million characters (this is considered a very small dataset by the way). *Technical:* Lets train a 2-layer LSTM with 512 hidden nodes (approx. 3.5 million parameters), and with dropout of 0.5 after each layer. We’ll train with batches of 100 examples and truncated backpropagation through time of length 100 characters. With these settings one batch on a TITAN Z GPU takes about 0.46 seconds (this can be cut in half with 50 character BPTT at negligible cost in performance). Without further ado, lets see a sample from the RNN:

“The surprised in investors weren’t going to raise money. I’m not the company with the time there are all interesting quickly, don’t have to get off the same programmers. There’s a super-angel round fundraising, why do you can do. If you have a different physical investment are become in people who reduced in a startup with the way to argument the acquirer could see them just that you’re also the founders will part of users’ affords that and an alternation to the

idea. [2] Don't work at first member to see the way kids will seem in advance of a bad successful startup. And if you have to act the big company too."

Okay, clearly the above is unfortunately not going to replace Paul Graham anytime soon, but remember that the RNN had to learn English completely from scratch and with a small dataset (including where you put commas, apostrophes and spaces). I also like that it learns to support its own arguments (e.g. [2], above). Sometimes it says something that offers a glimmer of insight, such as *"a company is a meeting to think to investors"*. [Here's](#) a link to 50K character sample if you'd like to see more.

Temperature. We can also play with the temperature of the Softmax during sampling. Decreasing the temperature from 1 to some lower number (e.g. 0.5) makes the RNN more confident, but also more conservative in its samples. Conversely, higher temperatures will give more diversity but at cost of more mistakes (e.g. spelling mistakes, etc). In particular, setting temperature very near zero will give the most likely thing that Paul Graham might say:

"is that they were all the same thing that was a startup is that they were all the same thing that was a startup is that they were all the same thing that was a startup is that they were all the same"

looks like we've reached an infinite loop about startups.

Shakespeare

It looks like we can learn to spell English words. But how about if there is more structure and style in the data? To examine this I downloaded all the works of Shakespeare and concatenated them into a single (4.4MB) file. We can now afford to train a larger network, in this case lets try a 3-layer RNN with 512 hidden nodes on each layer. After we train the network for a few hours we obtain samples such as:

PANDARUS:

Alas, I think he shall be come approached and the day
When little strain would be attain'd into being never fed,
And who is but a chain and subjects of his death,
I should not sleep.

Second Senator:

They are away this miseries, produced upon my soul,
Breaking and strongly should be buried, when I perish
The earth and thoughts of many states.

DUKE VINCENTIO:

Well, your wit is in the care of side and that.

Second Lord:

They would be ruled after this chamber, and
my fair nunes begun out of the fact, to be conveyed,
Whose noble souls I'll have the heart of the wars.

Clown:

Come, sir, I will make did behold your worship.

VIOLA:

I'll drink it.

Remember, all the RNN knows are characters, so in particular it samples both speaker's names and the contents. Sometimes we also get relatively extended monologue passages, such as:

VIOLA:

Why, Salisbury must find his flesh and thought
That which I am not aps, not a man and in fire,
To show the reining of the raven and the wars
To grace my hand reproach within, and not a fair are hand,
That Caesar and my goodly father's world;
When I was heaven of presence and our fleets,
We spare with hours, but cut thy council I am great,
Murdered and by thy master's ready there
My power to give thee but so much as hell:
Some service in the noble bondman here,
Would show him to her wine.

KING LEAR:

O, if you were a feeble sight, the courtesy of your law,
Your sight and several breath, will wear the gods
With his heads, and my hands are wonder'd at the deeds,
So drop upon your lordship's head, and your opinion
Shall be against your honour.

I can barely recognize these samples from actual Shakespeare :) If you like Shakespeare, you might appreciate this [100,000 character sample](#). Of course, you can also generate an infinite amount of your own samples at different temperatures with the provided code.

Wikipedia

We saw that the LSTM can learn to spell words and copy general syntactic structures. Lets further increase the difficulty and train on structured markdown. In particular, lets take the [Hutter Prize](#) 100MB dataset of raw Wikipedia and train an LSTM. Following [Graves et al.](#), I used the first 96MB for training, the rest for validation and ran a few models overnight. We can now sample Wikipedia articles! Below are a few fun excerpts. First, some basic markdown output:

```
Naturalism and decision for the majority of Arab countries' capitalide was groun
by the Irish language by [[John Clair]], [[An Imperial Japanese Revolt]], associ
with Guangzham's sovereignty. His generals were the powerful ruler of the Portug
in the [[Protestant Immineners]], which could be said to be directly in Cantones
Communication, which followed a ceremony and set inspired prison, training. The
emperor travelled back to [[Antioch, Perth, October 25|21]] to note, the Kingdor
of Costa Rica, unsuccessful fashioned the [[Thrales]], [[Cynth's Dajoard]], know
in western [[Scotland]], near Italy to the conquest of India with the conflict.
Copyright was the succession of independence in the slop of Syrian influence tha
was a famous German movement based on a more popular servicious, non-doctrinal
and sexual power post. Many governments recognize the military housing of the
[[Civil Liberalization and Infantry Resolution 265 National Party in Hungary]],
that is sympathetic to be to the [[Punjab Resolution]]
(PJS)[http://www.humah.yahoo.com/guardian.
cfm/7754800786d17551963s89.htm Official economics Adjoint for the Nazism, Montgo
was swear to advance to the resources for those Socialism's rule,
was starting to signing a major tripad of aid exile.]]
```

In case you were wondering, the yahoo url above doesn't actually exist, the model just hallucinated it. Also, note that the model learns to open and close the parenthesis correctly. There's also quite a lot of structured markdown that the model learns, for example sometimes it creates headings, lists, etc.:

```
{ { cite journal | id=Cerling Nonforest Department|format=Newlymeslated|none } ]
'www.e-complete'.'.

'''See also''' : [[List of ethical consent processing]]

== See also ==
*[[Iender dome of the ED]]
*[[Anti-autism]]

=== [[Religion|Religion]] ===
```

```

*[[French Writings]]
*[[Maria]]
*[[Revelation]]
*[[Mount Agamul]]

== External links==
* [http://www.biblegateway.nih.gov/entrepre/ Website of the World Festival. The

==External links==
* [http://www.romanology.com/ Constitution of the Netherlands and Hispanic Compe

```

Sometimes the model snaps into a mode of generating random but valid XML:

```

<page>
  <title>Antichrist</title>
  <id>865</id>
  <revision>
    <id>15900676</id>
    <timestamp>2002-08-03T18:14:12Z</timestamp>
    <contributor>
      <username>Paris</username>
      <id>23</id>
    </contributor>
    <minor />
    <comment>Automated conversion</comment>
    <text xml:space="preserve">#REDIRECT [[Christianity]]</text>
  </revision>
</page>

```

The model completely makes up the timestamp, id, and so on. Also, note that it closes the correct tags appropriately and in the correct nested order. Here are [100,000 characters of sampled wikipedia](#) if you're interested to see more.

Algebraic Geometry (Latex)

The results above suggest that the model is actually quite good at learning complex syntactic structures. Impressed by these results, my labmate ([Justin Johnson](#)) and I decided to push even further into structured territories and got a hold of [this book](#) on algebraic stacks/geometry. We downloaded the raw Latex source file (a 16MB file) and trained a multilayer LSTM. Amazingly,

the resulting sampled Latex *almost* compiles. We had to step in and fix a few issues manually but then you get plausible looking math, it's quite astonishing:

For $\bigoplus_{n=1,\dots,m} \mathcal{L}_{n\bullet} = 0$, hence we can find a closed subset \mathcal{H} in \mathcal{H} and any sets \mathcal{F} on X , U is a closed immersion of S , then $U \rightarrow T$ is a separated algebraic space.

Proof. Proof of (1). It also start we get

$$S = \text{Spec}(R) = U \times_X U \times_X U$$

and the comparicoly in the fibre product covering we have to prove the lemma generated by $\coprod Z \times_U U \rightarrow V$. Consider the maps M along the set of points Sch_{fppf} and $U \rightarrow U$ is the fibre category of S in U in Section, ?? and the fact that any U affine, see Morphisms, Lemma ?? . Hence we obtain a scheme S and any open subset $W \subset U$ in $\text{Sh}(G)$ such that $\text{Spec}(R') \rightarrow S$ is smooth or an

$$U = \bigcup U_i \times_{S_i} U_i$$

which has a nonzero morphism we may assume that f_i is of finite presentation over S . We claim that $\mathcal{O}_{X,x}$ is a scheme where $x, x', s'' \in S'$ such that $\mathcal{O}_{X,x'} \rightarrow \mathcal{O}_{X',x'}$ is separated. By Algebra, Lemma ?? we can define a map of complexes $\text{GL}_{S'}(x'/S'')$ and we win. \square

To prove study we see that $\mathcal{F}|_U$ is a covering of \mathcal{X}' , and \mathcal{T}_i is an object of $\mathcal{F}_{X/S}$ for $i > 0$ and \mathcal{F}_p exists and let \mathcal{F}_i be a presheaf of \mathcal{O}_X -modules on \mathcal{C} as a \mathcal{F} -module. In particular $\mathcal{F} = U/\mathcal{F}$ we have to show that

$$\widetilde{M}^\bullet = \mathcal{I}^\bullet \otimes_{\text{Spec}(k)} \mathcal{O}_{S,s} - i_X^{-1} \mathcal{F}$$

is a unique morphism of algebraic stacks. Note that

$$\text{Arrows} = (\text{Sch}/S)_{fppf}^{opp} / (\text{Sch}/S)_{fppf}$$

and

$$V = \Gamma(S, \mathcal{O}) \hookrightarrow (U, \text{Spec}(A))$$

is an open subset of X . Thus U is affine. This is a continuous map of X is the inverse, the groupoid scheme S .

Proof. See discussion of sheaves of sets. \square

The result for prove any open covering follows from the less of Example ?? . It may replace S by $X_{\text{spaces}, \acute{e}tale}$ which gives an open subspace of X and T equal to S_{Zar} , see Descent, Lemma ?? . Namely, by Lemma ?? we see that R is geometrically regular over S .

Lemma 0.1. Assume (3) and (3) by the construction in the description.

Suppose $X = \lim |X|$ (by the formal open covering X and a single map $\text{Proj}_X(\mathcal{A}) = \text{Spec}(B)$ over U compatible with the complex

$$\text{Set}(\mathcal{A}) = \Gamma(X, \mathcal{O}_{X, \mathcal{O}_X}).$$

When in this case of to show that $\mathcal{Q} \rightarrow \mathcal{C}_{Z/X}$ is stable under the following result in the second conditions of (1), and (3). This finishes the proof. By Definition ?? (without element is when the closed subschemes are catenary. If T is surjective we may assume that T is connected with residue fields of S . Moreover there exists a closed subspace $Z \subset X$ of X where U in X' is proper (some defining as a closed subset of the uniqueness it suffices to check the fact that the following theorem

(1) f is locally of finite type. Since $S = \text{Spec}(R)$ and $Y = \text{Spec}(R)$.

Proof. This is form all sheaves of sheaves on X . But given a scheme U and a surjective étale morphism $U \rightarrow X$. Let $U \cap U = \coprod_{i=1,\dots,n} U_i$ be the scheme X over S at the schemes $X_i \rightarrow X$ and $U = \lim_i X_i$. \square

The following lemma surjective restrocomposes of this implies that $\mathcal{F}_{x_0} = \mathcal{F}_{x_0} = \mathcal{F}_{\mathcal{X}, \dots, 0}$.

Lemma 0.2. Let X be a locally Noetherian scheme over S , $E = \mathcal{F}_{X/S}$. Set $\mathcal{I} = \mathcal{I}_1 \subset \mathcal{I}'_n$. Since $\mathcal{I}^n \subset \mathcal{I}'^n$ are nonzero over $i_0 \leq p$ is a subset of $\mathcal{I}_{n,0} \circ \mathcal{A}_2$ works.

Lemma 0.3. In Situation ?? . Hence we may assume $q' = 0$.

Proof. We will use the property we see that p is the next functor (??). On the other hand, by Lemma ?? we see that

$$D(\mathcal{O}_{X'}) = \mathcal{O}_X(D)$$

where K is an F -algebra where δ_{n+1} is a scheme over S . \square

Sampled (fake) algebraic geometry. [Here's the actual pdf.](#)

Here's another sample:

Proof. Omitted. \square

Lemma 0.1. Let \mathcal{C} be a set of the construction.

Let \mathcal{C} be a gerber covering. Let \mathcal{F} be a quasi-coherent sheaves of \mathcal{O} -modules. We have to show that

$$\mathcal{O}_{\mathcal{O}_X} = \mathcal{O}_X(\mathcal{L})$$

.

Proof. This is an algebraic space with the composition of sheaves \mathcal{F} on $X_{\acute{e}tale}$ we have

$$\mathcal{O}_X(\mathcal{F}) = \{\text{morph}_1 \times_{\mathcal{O}_X} (\mathcal{G}, \mathcal{F})\}$$

where \mathcal{G} defines an isomorphism $\mathcal{F} \rightarrow \mathcal{F}$ of \mathcal{O} -modules. \square

Lemma 0.2. This is an integer Z is injective.

Proof. See Spaces, Lemma ?? . \square

Lemma 0.3. Let S be a scheme. Let X be a scheme and X is an affine open covering. Let $U \subset \mathcal{X}$ be a canonical and locally of finite type. Let X be a scheme. Let X be a scheme which is equal to the formal complex.

The following to the construction of the lemma follows.

Let X be a scheme. Let X be a scheme covering. Let

$$b : X \rightarrow Y' \rightarrow Y \rightarrow Y \rightarrow Y' \times_X Y \rightarrow X.$$

be a morphism of algebraic spaces over S and Y .

Proof. Let X be a nonzero scheme of X . Let X be an algebraic space. Let \mathcal{F} be a quasi-coherent sheaf of \mathcal{O}_X -modules. The following are equivalent

- (1) \mathcal{F} is an algebraic space over S .
- (2) If X is an affine open covering.

Consider a common structure on X and X the functor $\mathcal{O}_X(U)$ which is locally of finite type. \square

This since $\mathcal{F} \in \mathcal{F}$ and $x \in \mathcal{G}$ the diagram

is a limit. Then \mathcal{G} is a finite type and assume S is a flat and \mathcal{F} and \mathcal{G} is a finite type f_\bullet . This is of finite type diagrams, and

- the composition of \mathcal{G} is a regular sequence,
- $\mathcal{O}_{X'}$ is a sheaf of rings.

\square

Proof. We have see that $X = \text{Spec}(R)$ and \mathcal{F} is a finite type representable by algebraic space. The property \mathcal{F} is a finite morphism of algebraic stacks. Then the cohomology of X is an open neighbourhood of U . \square

Proof. This is clear that \mathcal{G} is a finite presentation, see Lemmas ?? .

A reduced above we conclude that U is an open covering of \mathcal{C} . The functor \mathcal{F} is a "field

$$\mathcal{O}_{X,x} \rightarrow \mathcal{F}_x^{-1}(\mathcal{O}_{X,\acute{e}tale}) \rightarrow \mathcal{O}_{X_i}^{-1} \mathcal{O}_{X_\lambda}(\mathcal{O}_{X_n}^\#)$$

is an isomorphism of covering of \mathcal{O}_{X_i} . If \mathcal{F} is the unique element of \mathcal{F} such that X is an isomorphism.

The property \mathcal{F} is a disjoint union of Proposition ?? and we can filtered set of presentations of a scheme \mathcal{O}_X -algebra with \mathcal{F} are opens of finite type over S . If \mathcal{F} is a scheme theoretic image points. \square

If \mathcal{F} is a finite direct sum \mathcal{O}_{X_λ} is a closed immersion, see Lemma ?? . This is a sequence of \mathcal{F} is a similar morphism.

More hallucinated algebraic geometry. Nice try on the diagram (right).

As you can see above, sometimes the model tries to generate latex diagrams, but clearly it hasn't really figured them out. I also like the part where it chooses to skip a proof ("*Proof omitted.*", top left). Of course, keep in mind that latex has a relatively difficult structured syntactic format that I haven't even fully mastered myself. For instance, here is a raw sample from the model (unedited):

```
\begin{proof}
We may assume that  $\mathcal{I}$  is an abelian sheaf on  $\mathcal{C}$ .
\item Given a morphism  $\Delta : \mathcal{F} \rightarrow \mathcal{I}$ 
is an injective and let  $\mathfrak{q}$  be an abelian sheaf on  $X$ .
Let  $\mathcal{F}$  be a fibered complex. Let  $\mathcal{F}$  be a category.
\begin{enumerate}
\item \hyperref[setain-construction-phantom]{Lemma}
\label{lemma-characterize-quasi-finite}
Let  $\mathcal{F}$  be an abelian quasi-coherent sheaf on  $\mathcal{C}$ .
Let  $\mathcal{F}$  be a coherent  $\mathcal{O}_X$ -module. Then
 $\mathcal{F}$  is an abelian catenary over  $\mathcal{C}$ .
\item The following are equivalent
\begin{enumerate}
\item  $\mathcal{F}$  is an  $\mathcal{O}_X$ -module.
\end{enumerate}
\end{lemma}
```

This sample from a relatively decent model illustrates a few common mistakes. For example, the model opens a `\begin{proof}` environment but then ends it with a `\end{lemma}`. This is an example of a problem we'd have to fix manually, and is likely due to the fact that the dependency is too long-term: By the time the model is done with the proof it has forgotten whether it was doing a proof or a lemma. Similarly, it opens an `\begin{enumerate}` but then forgets to close it. We observed that these became less common with larger/better models, but nonetheless, these are the kinds of mistakes that come up.

Linux Source Code

I wanted to push structured data to its limit, so for the final challenge I decided to use code. In particular, I took all the source and header files found in the [Linux repo on Github](#), concatenated all of them in a single giant file (474MB of C code) (I was originally going to train only on the kernel but that by itself is only ~16MB). Then I trained several as-large-as-fits-on-my-GPU 3-layer LSTMs over a period of a few days. These models have about 10 million parameters, which is still on the lower end for RNN models. The results are superfun:

```

/*
 * Increment the size file of the new incorrect UI_FILTER group information
 * of the size generatively.
 */
static int indicate_policy(void)
{
    int error;
    if (fd == MARN_EPT) {
        /*
         * The kernel blank will coeld it to userspace.
         */
        if (ss->segment < mem_total)
            unblock_graph_and_set_blocked();
        else
            ret = 1;
        goto bail;
    }
    segaddr = in_SB(in.addr);
    selector = seg / 16;
    setup_works = true;
    for (i = 0; i < blocks; i++) {
        seq = buf[i++];
        bpf = bd->bd.next + i * search;
        if (fd) {
            current = blocked;
        }
    }
    rw->name = "Getjbbregs";
    bprm_self_clearl(&iv->version);
    regs->new = blocks[(BPF_STATS << info->historidac)] | PFMR_CLOBATHINC_SECONDS
    return segtable;
}

```

The code looks really quite great overall. Of course, I don't think it compiles but when you scroll through the generate code it feels very much like a giant C code base. Notice that the RNN peppers its code with comments here and there at random. It is also very good at making very few syntactic errors. For example, it uses strings properly, pointer notation, etc. It also opens and closes brackets `{[` correctly and learns to indent its code very well. A common error is that it can't keep track of variable names: It often uses undefined variables (e.g. `rw` above), declares variables it never uses (e.g. `int error`), or returns non-existing variables. Lets see a

few more examples. Here's another snippet that shows a wider array of operations that the RNN learns:

```
/*
 * If this error is set, we will need anything right after that BSD.
 */
static void action_new_function(struct s_stat_info *wb)
{
    unsigned long flags;
    int lel_idx_bit = e->edd, *sys & ~((unsigned long) *FIRST_COMPAT);
    buf[0] = 0xFFFFFFFF & (bit << 4);
    min(inc, slist->bytes);
    printk(KERN_WARNING "Memory allocated %02x/%02x, "
        "original MLL instead\n"),
        min(min(multi_run - s->len, max) * num_data_in),
        frame_pos, sz + first_seg);
    div_u64_w(val, inb_p);
    spin_unlock(&disk->queue_lock);
    mutex_unlock(&s->sock->mutex);
    mutex_unlock(&func->mutex);
    return disassemble(info->pending_bh);
}

static void num_serial_settings(struct tty_struct *tty)
{
    if (tty == tty)
        disable_single_st_p(dev);
    pci_disable_spool(port);
    return 0;
}

static void do_command(struct seq_file *m, void *v)
{
    int column = 32 << (cmd[2] & 0x80);
    if (state)
        cmd = (int)(int_state ^ (in_8(&ch->ch_flags) & Cmd) ? 2 : 1);
    else
        seq = 1;
    for (i = 0; i < 16; i++) {
        if (k & (1 << 1))
            pipe = (in_use & UMXTHREAD_UNCCA) +
                ((count & 0x00000000ffffffff) & 0x0000000f) << 8;
        if (count == 0)
```



```

    sub(pid, ppc_md.kexec_handle, 0x20000000);
    pipe_set_bytes(i, 0);
}
/* Free our user pages pointer to place camera if all dash */
subsystem_info = &of_changes[PAGE_SIZE];
rek_controls(offset, idx, &soffset);
/* Now we want to deliberately put it to device */
control_check_polarity(&context, val, 0);
for (i = 0; i < COUNTER; i++)
    seq_puts(s, "policy ");
}

```

Notice that in the second function the model compares `tty == tty`, which is vacuously true. On the other hand, at least the variable `tty` exists in the scope this time! In the last function, notice that the code does not return anything, which happens to be correct since the function signature is `void`. However, the first two functions were also declared `void` and did return values. This is again a form of a common mistake due to long-term interactions.

Sometimes the model decides that it's time to sample a new file. This is usually a very amusing part: The model first recites the GNU license character by character, samples a few includes, generates some macros and then dives into the code:

```

/*
 * Copyright (c) 2006-2010, Intel Mobile Communications. All rights reserved.
 *
 * This program is free software; you can redistribute it and/or modify it
 * under the terms of the GNU General Public License version 2 as published by
 * the Free Software Foundation.
 *
 * This program is distributed in the hope that it will be useful,
 * but WITHOUT ANY WARRANTY; without even the implied warranty of
 * MERCHANTABILITY or FITNESS FOR A PARTICULAR PURPOSE. See the
 *
 * GNU General Public License for more details.
 *
 * You should have received a copy of the GNU General Public License
 * along with this program; if not, write to the Free Software Foundation,
 * Inc., 675 Mass Ave, Cambridge, MA 02139, USA.
 */

#include <linux/kexec.h>
#include <linux/errno.h>

```

```

#include <linux/io.h>
#include <linux/platform_device.h>
#include <linux/multi.h>
#include <linux/ckevent.h>

#include <asm/io.h>
#include <asm/prom.h>
#include <asm/e820.h>
#include <asm/system_info.h>
#include <asm/setew.h>
#include <asm/pgproto.h>

#define REG_PG    vesa_slot_addr_pack
#define PFM_NOCOMP  AFSR(0, load)
#define STACK_DDR(type)    (func)

#define SWAP_ALLOCATE(nr)    (e)
#define emulate_sigs()  arch_get_unaligned_child()
#define access_rw(TST)  asm volatile("movd %%esp, %0, %3" : : "r" (0)); \
    if (__type & DO_READ)

static void stat_PC_SEC __read_mostly offsetof(struct seq_argsqueue, \
    pC>[1]);

static void
os_prefix(unsigned long sys)
{
#ifdef CONFIG_PREEMPT
    PUT_PARAM_RAID(2, sel) = get_state_state();
    set_pid_sum((unsigned long)state, current_state_str(),
        (unsigned long)-1->lr_full; low;
}

```

There are too many fun parts to cover- I could probably write an entire blog post on just this part. I'll cut it short for now, but here is [1MB of sampled Linux code](#) for your viewing pleasure.

Generating Baby Names

Lets try one more for fun. Lets feed the RNN a large text file that contains 8000 baby names listed out, one per line (names obtained from [here](#)). We can feed this to the RNN and then generate new names! Here are some example names, only showing the ones that do not occur in the training data (90% don't):

*Rudi Levette Berice Lussa Hany Mareanne Chrestina Carissy Marylen Hammine Janye Marlise
Jacacrie Hendred Romand Charienna Nenotto Ette Dorane Wallen Marly Darine Salina Elvyn
Ersia Maralena Minoria Ellia Charmin Antley Nerille Chelon Walmor Evena Jeryly Stachon
Charisa Allisa Anatha Cathanie Geetra Alexie Jerin Cassen Herbett Cossie Velen Daurenge
Robester Shermond Terisa Licia Roselen Ferine Jayn Lusine Charyanne Sales Sanny Resa
Wallon Martine Merus Jelen Candica Wallin Tel Rachene Tarine Ozila Ketia Shanne Arnande
Karella Roselina Alessia Chasty Deland Berther Geamar Jackein Mellisand Sagdy Nenc Lessie
Rasemy Guen Gavi Milea Anneda Margoris Janin Rodelin Zeanna Elyne Janah Ferzina Susta
Pey Castina*

You can see many more [here](#). Some of my favorites include “Baby” (haha), “Killie”, “Char”, “R”, “More”, “Mars”, “Hi”, “Saddie”, “With” and “Ahbort”. Well that was fun. Of course, you can imagine this being quite useful inspiration when writing a novel, or naming a new startup :)

Understanding what’s going on

We saw that the results at the end of training can be impressive, but how does any of this work? Lets run two quick experiments to briefly peek under the hood.

The evolution of samples while training

First, it’s fun to look at how the sampled text evolves while the model trains. For example, I trained an LSTM of Leo Tolstoy’s War and Peace and then generated samples every 100 iterations of training. At iteration 100 the model samples random jumbles:


```
tyntd-iafhatawiaoihrdemot lytdws e ,tfti, astai f ogoh eoase rrranbyne 'nhthne  
plia tkrlgd t o idoe ns,smtt h ne etie h,hregtrs nigtkie,aoaenns lng
```

However, notice that at least it is starting to get an idea about words separated by spaces. Except sometimes it inserts two spaces. It also doesn’t know that comma is almost always followed by a space. At 300 iterations we see that the model starts to get an idea about quotes and periods:

```
"Tmont thithey" fomesscerliund  
Keushey. Thom here  
sheulke, anmerenith ol sivh I lalterthend Bleipile shuw y fil on aseterlome  
coaniogennc Phe lism thond hon at. MeiDimorotion in ther thize."
```


The words are now also separated with spaces and the model starts to get the idea about periods at the end of a sentence. At iteration 500:

```
we counter. He stutn co des. His stanted out one ofler that concossions and was  
to gearang reay Jotrets and with fre colt otf paitt thin wall. Which das stimn
```



the model has now learned to spell the shortest and most common words such as “we”, “He”, “His”, “Which”, “and”, etc. At iteration 700 we’re starting to see more and more English-like text emerge:

```
Aftair fall unsuch that the hall for Prince Velzonski's that me of  
her hearly, and behs to so arwage fiving were to it beloge, pavu say falling mis  
how, and Gogition is so overelical and ofter.
```



At iteration 1200 we’re now seeing use of quotations and question/exclamation marks. Longer words have now been learned as well:

```
"Kite vouch!" he repeated by her  
door. "But I would be done and quarts, feeling, then, son is people...."
```

Until at last we start to get properly spelled words, quotations, names, and so on by about iteration 2000:

```
"Why do what that day," replied Natasha, and wishing to himself the fact the  
princess, Princess Mary was easier, fed in had oftended him.  
Pierre aking his soul came to the packs and drove up his father-in-law women.
```

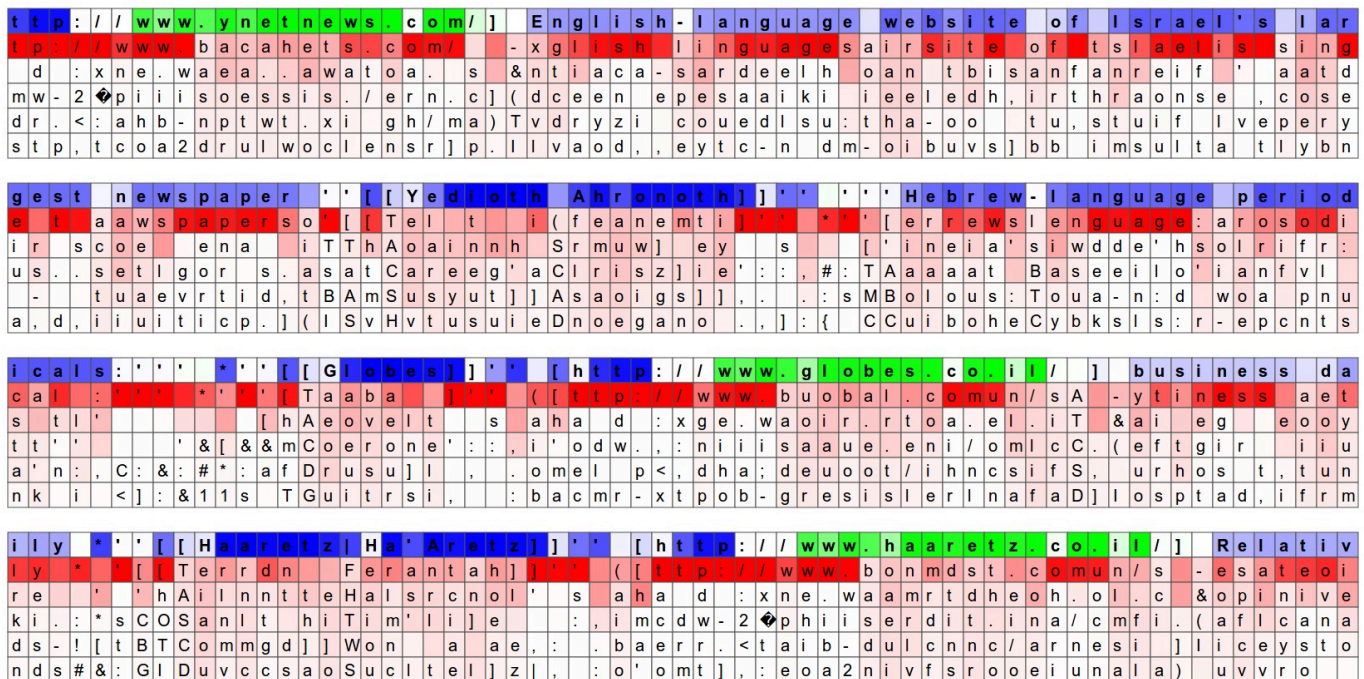
The picture that emerges is that the model first discovers the general word-space structure and then rapidly starts to learn the words; First starting with the short words and then eventually the longer ones. Topics and themes that span multiple words (and in general longer-term dependencies) start to emerge only much later.

Visualizing the predictions and the “neuron” firings in the RNN

Another fun visualization is to look at the predicted distributions over characters. In the visualizations below we feed a Wikipedia RNN model character data from the validation set (shown along the blue/green rows) and under every character we visualize (in red) the top 5 guesses that the model assigns for the next character. The guesses are colored by their

probability (so dark red = judged as very likely, white = not very likely). For example, notice that there are stretches of characters where the model is extremely confident about the next letter (e.g., the model is very confident about characters during the *http://www.* sequence).

The input character sequence (blue/green) is colored based on the *firing* of a randomly chosen neuron in the hidden representation of the RNN. Think about it as green = very excited and blue = not very excited (for those familiar with details of LSTMs, these are values between $[-1,1]$ in the hidden state vector, which is just the gated and tanh'd LSTM cell state). Intuitively, this is visualizing the firing rate of some neuron in the “brain” of the RNN while it reads the input sequence. Different neurons might be looking for different patterns; Below we'll look at 4 different ones that I found and thought were interesting or interpretable (many also aren't):



The neuron highlighted in this image seems to get very excited about URLs and turns off outside of the URLs. The LSTM is likely using this neuron to remember if it is inside a URL or not.

* * * [[Jerusalem Report]] * * * [http : / / www . j rep . com /] Left - of - center En
 * * * [hToausai m aogurt]] * * * (http : / / www . bsini oom / - iat af t enter (ng
 [' [Cassmene] Beaonds s a[a d : xne . waaaaoca . s &ato - - nf hhl sum - ouc
 ' s mFurnl s iaet allsa ' : : , i ' cdw - 2tpi i i soeg . er / . a) (oseswr - ci ddr s [mt
 : * : AqDenebi ut n | Ci pre el , . b1emr . 9 : ahb - npumughnmp) Tei retu : eoseodsald
 # T & T f Si wr p e]] aluvel ru , s : - mpr ts < moa2deys h i l r] c . Augl , 1p , l arc : fae

g l i s h [[weekly newspaper]] * * * [[YNet News]] * * * [http : / / www . ynetnews . c
 i s h c [Caakly] cawspaper]] * * * [hTaA at]] * * * (http : / / www . bacahets . co
 i aci - lhSoip] i sec] enp] s . ' ' [Co * wess] s a[a d : xne . waea . . awat o a
 eena , pCcietnedlox] gic i l l s ' [sAmFeSahon] t ' : : , i momw - 2 p i i i soess i s . / er
 syz . sfpenn al ruel l rra . ' # : oDuFreiuep , : b1edr . < : ahb - nptwt . xi gh
 a dpeamAr bdeorpi tee] dt s - l T { [BaAvTp oSwa o , . . oacstp , tco a2dr ulwo c l e n s

o m /] English - language website of Israel's largest newspaper * * * [[Yed
 m / - xglish languagesairsite of ts lae l i s singe t aaws papers so [[Tel
 . s & n t i a c a - s a r d e e l h o a n t b i s a n f a n r e i f ' a a t d i r s c o e e n a i T T h A o a i
 n . c) (d c e e n e p e s a a i k i i e e l e d h , i r t h r a o n s e , c o s e u s . . s e t l g o r s . a s a t C a r e
 / m a) T v d r y z i c o u e d l s u : t h a - o o t u , s t u i f l v e p e r y - t u a e v r t i d , t B A m S u s y
 r] p . l l v a o d , . e y t c - n d m - o i b u v s] b b i m s u l t a t l y b n a , d , i i u i t i c p .] (l S v H v t u

i o t h A h r o n o t h]] * * * * Hebrew - language periodicals : * * * * [[Globes]] *
 t i (f e a n e m t i) * * * * [e r r e w s l e n g u a g e : a r o s o d i c a l : * * * * [[Taaba]] *
 n n h S r m u w] e y s [' i n e i a ' s i w d d e ' h s o l r i f r : s t l ' [h A e o v e l t s
 e g ' a C l r i s z] i e ' : : , # : T A a a a a t B a s e e i l o ' i a n f v l t t ' ' & [& m C o e r o n e ' : :
 u t]] A s a o i g s]] . . : s M B o l o u s : T o u a - n : d w o a p n u a ' n : , C : & : # * : a f D r u s u] l ,
 s u i e D n o e g a n o . ,] : { C C u i b o h e C y b k s l s : r - e p c n t s n k i <] : & 1 1 s T G u i t r s i ,

The highlighted neuron here gets very excited when the RNN is inside the [[]] markdown environment and turns off outside of it. Interestingly, the neuron can't turn on right after it sees the character "[", it must wait for the second "[" and then activate. This task of counting whether the model has seen one or two "[" is likely done with a different neuron.

* * * [[Jerusalem Report]] * * * [http : / / www . j rep . com /] Left - of - center En
 * * * [hToausai m aogurt]] * * * (http : / / www . bsini oom / - iat af t enter (ng
 [' [Cassmene] Beaonds s a[a d : xne . waaaaoca . s &ato - - nf hhl sum - ouc
 ' s mFurnl s iaet allsa ' : : , i ' cdw - 2tpi i i soeg . er / . a) (oseswr - ci ddr s [mt
 : * : AqDenebi ut n | Ci pre el , . b1emr . 9 : ahb - npumughnmp) Tei retu : eoseodsald
 # T & T f Si wr p e]] aluvel ru , s : - mpr ts < moa2deys h i l r] c . Augl , 1p , l arc : fae

g l i s h [[weekly newspaper]] * * * [[YNet News]] * * * [http : / / www . ynetnews . c
 i s h c [Caakly] cawspaper]] * * * [hTaA at]] * * * (http : / / www . bacahets . co
 i aci - lhSoip] i sec] enp] s . ' ' [Co * wess] s a[a d : xne . waea . . awat o a
 eena , pCcietnedlox] gic i l l s ' [sAmFeSahon] t ' : : , i momw - 2 p i i i soess i s . / er
 syz . sfpenn al ruel l rra . ' # : oDuFreiuep , : b1edr . < : ahb - nptwt . xi gh
 a dpeamAr bdeorpi tee] dt s - l T { [BaAvTp oSwa o , . . oacstp , tco a2dr ulwo c l e n s

Here we see a neuron that varies seemingly linearly across the [[]] environment. In other words its activation is giving the RNN a time-aligned coordinate system across the [[]] scope. The RNN can use this information to make different characters more or less likely depending on how early/late it is in the [[]] scope (perhaps?).

' ' [[The Guardian]] * * * * [[Israel Insider]] * * * [http : / / www . i s r a e l i n s
 t ' [[The Soird an]] * * * * [[Tnlael hde]] * * * ([t t p : / / www . bmsacl . ng .
 ai GhAoioMr l t r i n]] s , * [' hCs if i Datsi]] s , aha d : xne . wsnoonsitet
 hhBmSroiCannt] ecs , . . # T [amDmaeit] s] tans ' : : , i ' o l , : g i i : asce . l . . e
 smTlGeuyLusl nsc a . : :] = S : C T A o o n f e] s] c s l , , o 1 e c w - x p o b i g c k . r t a a d o
 meDTCaarGeadanol ' ' : . & & : ' s T O S t t u l] , c e o]] l i . s] ' b m p d r , < t m h d - n e l i e f s s s a

Here is another neuron that has very local behavior: it is relatively silent but sharply turns off right after the first "w" in the "www" sequence. The RNN might be using this neuron to count up how far in the "www" sequence it is, so that it can know whether it should emit another "w", or if it should start the URL.

Of course, a lot of these conclusions are slightly hand-wavy as the hidden state of the RNN is a huge, high-dimensional and largely distributed representation. These visualizations were produced with custom HTML/CSS/Javascript, you can see a sketch of what's involved [here](#) if you'd like to create something similar.

We can also condense this visualization by excluding the most likely predictions and only visualize the text, colored by activations of a cell. We can see that in addition to a large portion of cells that do not do anything interpretable, about 5% of them turn out to have learned quite interesting and interpretable algorithms:

Cell sensitive to position in line:

The sole importance of the crossing of the Berezina lies in the fact that it plainly and indubitably proved the fallacy of all the plans for cutting off the enemy's retreat and the soundness of the only possible line of action--the one Kutuzov and the general mass of the army demanded--namely, simply to follow the enemy up. The French crowd fled at a continually increasing speed and all its energy was directed to reaching its goal. It fled like a wounded animal and it was impossible to block its path. This was shown not so much by the arrangements it made for crossing as by what took place at the bridges. When the bridges broke down, unarmed soldiers, people from Moscow and women with children who were with the French transport, all--carried on by vis inertiae--pressed forward into boats and into the ice-covered water and did not, surrender.

Cell that turns on inside quotes:

"You mean to imply that I have nothing to eat out of.... On the contrary, I can supply you with everything even if you want to give dinner parties," warmly replied Chichagov, who tried by every word he spoke to prove his own rectitude and therefore imagined Kutuzov to be animated by the same desire.

Kutuzov, shrugging his shoulders, replied with his subtle penetrating smile: "I meant merely to say what I said."

Cell that robustly activates inside if statements:

```
static int __dequeue_signal(struct sigpending *pending, sigset_t *mask,
                           siginfo_t *info)
{
    int sig = next_signal(pending, mask);
    if (sig) {
        if (current->notifier) {
            if (sigismember(current->notifier_mask, sig)) {
                if (!(current->notifier)(current->notifier_data)) {
                    clear_thread_flag(TIF_SIGPENDING);
                    return 0;
                }
            }
        }
        collect_signal(sig, pending, info);
    }
    return sig;
}
```

A large portion of cells are not easily interpretable. Here is a typical example:

```
/* Unpack a filter field's string representation from user-space
 * buffer. */
char *audit_unpack_string(void **bufp, size_t *remain, size_t len)
{
    char *str;
    if (!*bufp || (len == 0) || (len > *remain))
        return ERR_PTR(-EINVAL);
    /* Of the currently implemented string fields, PATH_MAX
     * defines the longest valid length.
     */
}
```

Cell that turns on inside comments and quotes:

```
/* Duplicate LSM field information. The lsm_rule is opaque, so
 * re-initialized. */
static inline int audit_dupe_lsm_field(struct audit_field *df,
                                     struct audit_field *sf)
{
    int ret = 0;
    char *lsm_str;
    /* our own copy of lsm_str */
    lsm_str = kstrdup(sf->lsm_str, GFP_KERNEL);
    if (unlikely(!lsm_str))
        return -ENOMEM;
    df->lsm_str = lsm_str;
    /* our own (refreshed) copy of lsm_rule */
    ret = security_audit_rule_init(df->type, df->op, df->lsm_str,
                                   (void **) &df->lsm_rule);
    /* Keep currently invalid fields around in case they
     * become valid after a policy reload. */
    if (ret == -EINVAL) {
        pr_warn("audit rule for LSM '%s' is invalid\n",
                df->lsm_str);
        ret = 0;
    }
    return ret;
}
```

Cell that is sensitive to the depth of an expression:

```
#ifdef CONFIG_AUDITSYSCALL
static inline int audit_match_class_bits(int class, u32 *mask)
{
    int i;
    if (classes[class]) {
        for (i = 0; i < AUDIT_BITMASK_SIZE; i++)
            if (mask[i] & classes[class][i])
                return 0;
    }
    return 1;
}
```

Cell that might be helpful in predicting a new line. Note that it only turns on for some “)”:

```
char *audit_unpack_string(void **bufp, size_t *remain, si
{
    char *str;
    if (!*bufp || (len == 0) || (len > *remain))
        return ERR_PTR(-EINVAL);
    /* of the currently implemented string fields, PATH_MAX
     * defines the longest valid length.
     */
    if (len > PATH_MAX)
        return ERR_PTR(-ENAMETOOLONG);
    str = kmalloc(len + 1, GFP_KERNEL);
    if (unlikely(!str))
        return ERR_PTR(-ENOMEM);
    memcpy(str, *bufp, len);
    str[len] = 0;
    *bufp += len;
    *remain -= len;
    return str;
}
```

Again, what is beautiful about this is that we didn't have to hardcode at any point that if you're trying to predict the next character it might, for example, be useful to keep track of whether or not you are currently inside or outside of quote. We just trained the LSTM on raw data and it decided that this is a useful quantity to keep track of. In other words one of its cells gradually tuned itself during training to become a quote detection cell, since this helps it better perform the final task. This is one of the cleanest and most compelling examples of where the power in Deep Learning models (and more generally end-to-end training) is coming from.

Source Code

I hope I've convinced you that training character-level language models is a very fun exercise. You can train your own models using the [char-rnn code](#) I released on Github (under MIT license). It takes one large text file and trains a character-level model that you can then sample from. Also, it helps if you have a GPU or otherwise training on CPU will be about a factor of 10x slower. In any case, if you end up training on some data and getting fun results let me know! And if you get lost in the Torch/Lua codebase remember that all it is is just a more fancy version of this [100-line gist](#).

Brief digression. The code is written in [Torch 7](#), which has recently become my favorite deep learning framework. I've only started working with Torch/LUA over the last few months and it hasn't been easy (I spent a good amount of time digging through the raw Torch code on Github and asking questions on their *gitter* to get things done), but once you get a hang of things it offers a lot of flexibility and speed. I've also worked with Caffe and Theano in the past and I believe Torch, while not perfect, gets its levels of abstraction and philosophy right better than others. In my view the desirable features of an effective framework are:

1. CPU/GPU transparent Tensor library with a lot of functionality (slicing, array/matrix operations, etc.)
2. An entirely separate code base in a scripting language (ideally Python) that operates over Tensors and implements all Deep Learning stuff (forward/backward, computation graphs, etc)
3. It should be possible to easily share pretrained models (Caffe does this well, others don't), and crucially
4. NO compilation step (or at least not as currently done in Theano). The trend in Deep Learning is towards larger, more complex networks that are time-unrolled in complex graphs. It is critical that these do not compile for a long time or development time greatly suffers. Second, by compiling one gives up interpretability and the ability to log/debug effectively. If there is an *option* to compile the graph once it has been developed for efficiency in prod that's fine.

Further Reading

Before the end of the post I also wanted to position RNNs in a wider context and provide a sketch of the current research directions. RNNs have recently generated a significant amount of buzz and excitement in the field of Deep Learning. Similar to Convolutional Networks they have been around for decades but their full potential has only recently started to get widely recognized, in large part due to our growing computational resources. Here's a brief sketch of a

few recent developments (definitely not complete list, and a lot of this work draws from research back to 1990s, see related work sections):

In the domain of NLP/Speech, RNNs [transcribe speech to text](#), perform [machine translation](#), [generate handwritten text](#), and of course, they have been used as powerful language models ([Sutskever et al.](#)) ([Graves](#)) ([Mikolov et al.](#)) (both on the level of characters and words). Currently it seems that word-level models work better than character-level models, but this is surely a temporary thing.

Computer Vision. RNNs are also quickly becoming pervasive in Computer Vision. For example, we're seeing RNNs in frame-level [video classification](#), [image captioning](#) (also including my own work and many others), [video captioning](#) and very recently [visual question answering](#). My personal favorite RNNs in Computer Vision paper is [Recurrent Models of Visual Attention](#), both due to its high-level direction (sequential processing of images with glances) and the low-level modeling (REINFORCE learning rule that is a special case of policy gradient methods in Reinforcement Learning, which allows one to train models that perform non-differentiable computation (taking glances around the image in this case)). I'm confident that this type of hybrid model that consists of a blend of CNN for raw perception coupled with an RNN glance policy on top will become pervasive in perception, especially for more complex tasks that go beyond classifying some objects in plain view.

Inductive Reasoning, Memories and Attention. Another extremely exciting direction of research is oriented towards addressing the limitations of vanilla recurrent networks. One problem is that RNNs are not inductive: They memorize sequences extremely well, but they don't necessarily always show convincing signs of generalizing in the *correct* way (I'll provide pointers in a bit that make this more concrete). A second issue is they unnecessarily couple their representation size to the amount of computation per step. For instance, if you double the size of the hidden state vector you'd quadruple the amount of FLOPS at each step due to the matrix multiplication. Ideally, we'd like to maintain a huge representation/memory (e.g. containing all of Wikipedia or many intermediate state variables), while maintaining the ability to keep computation per time step fixed.

The first convincing example of moving towards these directions was developed in DeepMind's [Neural Turing Machines](#) paper. This paper sketched a path towards models that can perform read/write operations between large, external memory arrays and a smaller set of memory registers (think of these as our working memory) where the computation happens. Crucially, the NTM paper also featured very interesting memory addressing mechanisms that were implemented with a (soft, and fully-differentiable) attention model. The concept of soft attention has turned out to be a powerful modeling feature and was also featured in [Neural Machine Translation by Jointly Learning to Align and Translate](#) for Machine Translation and [Memory Networks](#) for (toy) Question Answering. In fact, I'd go as far as to say that

The concept of attention is the most interesting recent architectural innovation in neural networks.

Now, I don't want to dive into too many details but a soft attention scheme for memory addressing is convenient because it keeps the model fully-differentiable, but unfortunately one sacrifices efficiency because everything that can be attended to is attended to (but softly). Think of this as declaring a pointer in C that doesn't point to a specific address but instead defines an entire distribution over all addresses in the entire memory, and dereferencing the pointer returns a weighted sum of the pointed content (that would be an expensive operation!). This has motivated multiple authors to swap soft attention models for hard attention where one samples a particular chunk of memory to attend to (e.g. a read/write action for some memory cell instead of reading/writing from all cells to some degree). This model is significantly more philosophically appealing, scalable and efficient, but unfortunately it is also non-differentiable. This then calls for use of techniques from the Reinforcement Learning literature (e.g. REINFORCE) where people are perfectly used to the concept of non-differentiable interactions. This is very much ongoing work but these hard attention models have been explored, for example, in [Inferring Algorithmic Patterns with Stack-Augmented Recurrent Nets](#), [Reinforcement Learning Neural Turing Machines](#), and [Show Attend and Tell](#).

People. If you'd like to read up on RNNs I recommend theses from [Alex Graves](#), [Ilya Sutskever](#) and [Tomas Mikolov](#). For more about REINFORCE and more generally Reinforcement Learning and policy gradient methods (which REINFORCE is a special case of) [David Silver's](#) class, or one of [Pieter Abbeel's](#) classes.

Code. If you'd like to play with training RNNs I hear good things about [keras](#) or [passage](#) for Theano, the [code](#) released with this post for Torch, or [this gist](#) for raw numpy code I wrote a while ago that implements an efficient, batched LSTM forward and backward pass. You can also have a look at my numpy-based [NeuralTalk](#) which uses an RNN/LSTM to caption images, or maybe this [Caffe](#) implementation by Jeff Donahue.

Conclusion

We've learned about RNNs, how they work, why they have become a big deal, we've trained an RNN character-level language model on several fun datasets, and we've seen where RNNs are going. You can confidently expect a large amount of innovation in the space of RNNs, and I believe they will become a pervasive and critical component to intelligent systems.

Lastly, to add some meta to this post, I trained an RNN on the source file of this blog post. Unfortunately, at about 46K characters I haven't written enough data to properly feed the RNN, but the returned sample (generated with low temperature to get a more typical sample) is:

I've the RNN with and works, but the computed with program of the RNN with and the computed of the RNN with with and the code

Yes, the post was about RNN and how well it works, so clearly this works :). See you next time!

EDIT (extra links):

Videos:

- I gave a talk on this work at the [London Deep Learning meetup \(video\)](#).

Discussions:

- [HN discussion](#)
- Reddit discussion on [r/machinelearning](#)
- Reddit discussion on [r/programming](#)

Replies:

- [Yoav Goldberg](#) compared these RNN results to [n-gram maximum likelihood \(counting\) baseline](#)
- [@nylk](#) trained char-rnn on [cooking recipes](#). They look great!
- [@MrChrisJohnson](#) trained char-rnn on Eminem lyrics and then synthesized a rap song with robotic voice reading it out. Hilarious :)
- [@samim](#) trained char-rnn on [Obama Speeches](#). They look fun!
- [João Felipe](#) trained char-rnn irish folk music and [sampled music](#)
- [Bob Sturm](#) also trained char-rnn on [music in ABC notation](#)
- [RNN Bible bot](#) by [Maximilien](#)
- [Learning Holiness](#) learning the Bible
- [Terminal.com snapshot](#) that has char-rnn set up and ready to go in a browser-based virtual machine (thanks [@samim](#))

G

Join the discussion...

LOG IN WITH

OR SIGN UP WITH DISQUS ?

Name

♡ 39

Share

Best Newest Oldest



Max Loh

a year ago

Why did you delete my comment? Please don't delete this nor the article itself. Nearly 10 years later, this post still serves as the best showcase and historical time capsule of what was considered possible by AI experts in 2015. It is an EXCELLENT sanity check against non-technical people in 2024 claiming that LLMs are no more intelligent than a calculator, which for some reason has become the new in-vogue anti-AI mantra. It is, in my mind, the most ironic thing, that the non-technical people are claiming that non-coders are the ones who believe a neural net is capable of any emergent inferences/intelligence whatsoever. Let this article be a reminder of what a computer is "supposed" to be capable of, before the advent of neural nets.

5 0 Reply ↗



Alexander Patrakov

10 years ago

I wonder what happens if we teach these networks on non-text, but on compressed audio files, bit by bit, with specific target: low-bitrate speech codecs with fixed frame size. E.g. Codec2 already has explicit indication whether this is a voiced frame, and an approximation of its excitation and pitch. IOW: will it speak?

8 1 Reply ↗

S

SkGuy Chen

↗ Alexander Patrakov

8 months ago

It can already be achieved.....

0 0 Reply ↗



mertnesvat

↗ Alexander Patrakov

8 years ago

it would be fun to try :)

0 0 Reply 


Infinum

10 years ago

This approach seems to generate samples with roughly correct syntax and entropy of characters similar to that of the source texts but the output is totally devoid of any meaning - it is structured gibberish - just like dreams are.

The article though is still an interesting one, thanks.

3 0 Reply 



Houshalter

10 years ago

RNNs are very suboptimal for language. To learn to recognize a sequence you need to learn many separate neurons, with many parameters. Each neuron learns to represent a single time step of that sequence. E.g. to recognize the word "cat", one neuron must keep track that the last letter was "c", another neuron must learn to keep track of the second to last letter being "c", and another neuron must learn that the last letter was "a", and so on.

So you need a dozen neurons for each letter just to learn to mimic what a simple markov chain can do. If you want to do computations based on sequences of words, you need to learn tons of neurons to represent each word, based on how many timesteps in the past it occurred.

Alternatively you can just feed it into a simple 1d convolutional neural network operating in the time domain, and the convolution naturally favors learning these kinds of relationships.

5 1 Reply 



allen7575

8 years ago

What If we drop those 95% uninterpretable cells out? Are the 95% cells just no function? or just for redundancy in case other cells malfunction?

1 0 Reply 



mattmcirvin

10 years ago

...similarly, @samim's Robama figured out pretty clearly what kinds of formulae occur at the beginning and end of a Presidential speech, which I don't think a simple Markov sort of model would do.

1 0 Reply 



Atul

10 years ago

Amazing work!

It seems though that the quality of the output correlates with how well you can give feedback to the RNN. Although you haven't mentioned how, I'm assuming that correct words in the output would imply positive feedback. So after many iterations you see correct words, because the weights may be stabilizing for lack of any negative feedback. If you were able to give feedback based on sentence structure, grammatical rules and perhaps even an ontological representations of the words, it could produce even more meaningful output.

1 0 Reply ↗

A

Avinier

2 months ago

historical shit

0 0 Reply ↗



Sahil_._sharma

4 months ago edited

Reading it for the first time in 2025! I'm currently unaware of how "attention models" for NLP work, though I'm aware that they are the key thing behind today's rise of LLMs. I came to this blog article while reading [this blog](#) which I found while learning [NLP with Sequence Models - course from Deeplearning.AI](#).

It's wonderful, last month I built a n-gram model for next word prediction so gone through my memory and computational issues, now entering into deep learning I can sense a bit where the overall discussion of AI and scientific advancement in NLP is going!

Thanks!

Also wondering how discord server/chat is embedded to this blog post.

0 0 Reply ↗



ISO provider

6 months ago

Great breakdown of RNNs. Your explanation really highlights their effectiveness and the potential they hold for sequence data tasks. Achieve [ISO Certification In Saudi Arabia](#) to boost efficiency, ensure quality, and build trust with clients.

0 0 Reply ↗

J

julia

9 months ago

Your thoughts on it were very insightful. For more on this subject, here's a helpful resource:<a href=" <https://www.totecopy.com/> ">ブランド コピー 優良店.

0 0 Reply ↗

A . . T

Paul Le Meur

A¹-t 2 years ago

Thanks alot. This is a wonderful introduction. It would be even nicer with some connections to modern large language models, and perhaps just a glimpse of the jungle of applications besides text generation; because the reader can make some guesses but if he goes look elsewhere he won't have the same notation as here so it won't be straightforward to relate to the notations, assumptions, and other conventions used here. Thanks again.

0 0 Reply 

C **Camilo Martin**  Paul Le Meur
a year ago

This is from 9 years ago. This is an archaeological artifact, not a living document.

4 0 Reply 

M **Massimo Buonaiuto**
5 years ago

Wonderful post indeed. Thanks!

0 0 Reply 



Rahul Raj
5 years ago

Loved it. Thanks.

0 0 Reply 

A **André**
5 years ago

Hello,
May I use your images in my article? I will give full credit.

0 0 Reply 



Brian Jack
7 years ago

Has anyone thought more about the long-term context issue such as variable scope? This issue of not learning variable scope is probably also related to the latex RNN not remembering when it was in a proof or a lemma. Seems the "long" in LSTM is not long enough.

0 0 Reply 



SuckCocker
7 years ago

in short: SKYNET is not far away. Be proud to be a part of it!

0 0 Reply 



Aris

10 years ago

Which category of RNN (one-one, one-many, many-one, many-many) that character-level model belongs to? My understanding is it's a one to one model, since it's character to character. It'll be great to see your next blogs about more general cases for RNN.

0 0 Reply ↗

F

feras

10 years ago

It is so impressive work and I'm so interested in your result. I have a question for you. if we can train the system to imitate a language or a person. then by training the network with a specific person could we decide if other text belongs to the same person or not? solving semantic text meaning would so easier though.

0 0 Reply ↗



gwern

10 years ago

I tried training char-rnn on CSS. Worked pretty well: <http://www.gwern.net/AB%20t...>

There could be some usability improvements, though:

- it would be *really* good if we could run GPU-created NNs on our CPUs or vice-versa. I paid Amazon \$25 for the work because my laptop GPU drivers currently are broken, and now I can't run them on my laptop even if I think of something I might want to (slowly) test or sample, which is unfortunate.
- validation/checkpointing seem conflated. It'd be nice if I could grab a checkpoint at any time without waiting for the hardwired number of iterations to elapse. (Perhaps char-rnn could catch Control-c?)
- when you specify ./data/\$DATA/input.txt, train.lua crashes with a totally opaque error message, rather than reminding you that the data dir argument needs a directory rather than file. This confused me for a while.
- sampling seems to be greedy and I've seen sampling fall into repetition on some datasets (the data URI issue with my CSS may reflect this, and someone else found that after training on IRC logs, the samples might just repeat); is it possible that something like beam search attempting to maximize joint probability would yield better results?

0 0 Reply ↗



karpathy Mod

→ gwern

10 years ago

Hey gwern! It's very nice to see you stumble by and play with the code, it looks like you got quite far for a first attempt. And thanks a lot for the comments, I don't get as much detailed feedback as you'd think so it's very valuable when it does come.

- I know that the GPU-CPU checkpoints is a pain point I just have to find time to fix this. A quick hack is a small script that converts a GPU checkpoint to a CPU

this. A quick hack is a small script that converts a CPU checkpoint to a GPU checkpoint. One has to iterate over checkpoint.protos (which stores the networks), convert every element of this to CPU with :float(), and then save the checkpoint back. I'll see if I can find time tonight, if not I'll do it tomorrow and push to repo. There is a cleaner longer-term solution that will eliminate the issue of having to think about this, I'll get to that too hopefully soon.

- Good points about val/checkpoint conflation and data_dir flag, I'll add more helpful error messages.

- usually you see repeats when people force a low temperature. The very long data URIs are an issue and as you point out this can be mitigated with seq_length, but not if they are on average thousands of characters long. I'm not sure how to fix that. Also as you point out beam search could give better and more joint samples, but I'm not sure if this would fix the URI issue.

0 0 Reply ↗



gwern → karpathy

10 years ago edited

Oh yes, before I forget, there seems to be an issue with non-ASCII text. I hit some crashes while training which seemed to be connected to Unicode but filtering with 'iconv' made them go away.

> but not if they are on average thousands of characters long

I took a look at the 20MB corpus again, and it seems most of the data URIs are fairly short, a few hundred at most, but there are a few which are as long as 7118 characters: 171, 235, 235, 239, 239, 243, 407, 595, 659, 1431, 1431, 1431, 1431, 1431, 1431, 3755, 3755, 3755, 3755, 3755, 3755, 7118 (Probably there are some even longer ones in the full 1GB corpus.)

<https://www.dropbox.com/s/q...> \$ for LINE in `cat 20mb-datauris.txt`; do echo \$LINE | wc --char; done | sort -g

> Also as you point out beam search could give better and more joint samples, but I'm not sure if this would fix the URI issue.

My thinking was that with a lot of RAM, the beam search would probably be able to sample '}', which ends the data URI and then makes regular CSS far more probable; and then since regular CSS is far more common than data URIs, after a few more characters a finished data URI+CSS would overall/globally look better than continuing the data URI. So possibly the beam search can use the later high probability CSS to 'pull' the RNN out of being forgetfully greedily stuck in the generating-data-URI local optima. Just speculating there.

0 0 Reply ↗



karpathy Mod

10 years ago

→ gwern

also RE: your comment on HN regarding DQN, see if this helps at all:

<http://cs.stanford.edu/peop...>

1 0 Reply ↗



karpathy Mod ↗ gwern

10 years ago

I'm aware of ASCII issue. There is a patch for utf8 on Github but apparently it seriously blows up the space needed to store the data.

Also btw I just pushed the GPU -> CPU conversion script to Github.

1 0 Reply ↗



mattmcirvin

10 years ago edited

Just going by eyeball, the difference I can see between Yoav Goldberg's simple n-gram-based model for pseudo-Shakespeare and the RNN is that the RNN is better at getting the line lengths right (if, indeed, the newlines in these examples were generated by the model, which I'm assuming they were).

0 0 Reply ↗



xiaosae

10 years ago

I wonder how the article begins, with a few chars randomly?

0 0 Reply ↗




Roman

10 years ago

On Mac OS I keep getting: "luajit: not enough memory" every time i try to use more than 200 neurons on 3 layers. I have 16gb onboard and basically it's all free. Do you have any idea how to allow luajit to use more memory? I tried with "WITH_LUA_JIT=0 luarocks install torch" but no luck at all. Thanks

0 0 Reply ↗



Houshalter

↗ Roman

10 years ago

Luajit can only use 1 GB of memory (or I think up to 4 if it's 32 bit.)

0 0 Reply ↗



Roman

↗ Houshalter

10 years ago



10 years ago

Thank you to begin with.

Is there any way to use the project without relying on Luajit in order to use

[Andrej Karpathy blog](#)

 [karpathy](#)

 [karpathy](#)

[Musings of a Computer Scientist.](#)